

Milind M. Vaidya B.Sc. (Micro) MLTC

Mrs. R. M. Vaidya B.Sc. (Micro) MLTC



**EMERGENCY**  
**24 Hrs ON CALL**

# Shree Laboratory

198, Vijay Nagar, Hospital Road, Bhuj - Kachchh. Ph. : 02832 - 253216

Patient's Name / Age / Sex / Place : Shjambhurambhai Joshi, Mr / 68 yrs / M / -

Ref. by : Dr. S.M.Chhaya, M.D.


Date : 02/03/2012

## BLOOD SUGAR ESTIMATION

Sample Collection :  
Speciman :

SAMPLE	BL. SUGAR	URINE SUGAR	URINE ACETONE	NORMAL VALUE
Fasting	200 mgs %	Presnt - 2+		70 To 100 mgs %

Note : Test performed by BT-224 (Semi-auto Analyser).

  
Milind M. Vaidya  
Mrs. R. M. Vaidya  
Medical Technologist

The test results are subject to variations due to technical limitations hence co-relation with clinical findings and other investigations should be done.

Milind M. Vaidya B.Sc. (Micro) MLTC  
Mrs. R. M. Vaidya B.Sc. (Micro) MLTC



**EMERGENCY**  
**24 Hrs ON CALL**

# Shree Laboratory

198, Vijay Nagar, Hospital Road, Bhuj - Kachchh. Ph. : 02832 - 253216

Patient's Name / Age / Sex / Place : Shjambhurambhai Joshi, Mr / 68 yrs / M / -

Ref. by : Dr. S.M.Chhaya, M.D.


Date : 02/03/2012

## BLOOD SUGAR ESTIMATION

Sample Collection :  
Speciman :

SAMPLE	BL. SUGAR	URINE SUGAR	URINE ACETONE	NORMAL VALUE
Post Prandial : After Meal				
After 2 Hrs.	279 mgs %	Present -4+		120 To 140 mgs %

Note : Test performed by BT-224 (Semi-auto Analyser).

  
Milind M. Vaidya  
Mrs. R. M. Vaidya  
Medical Technologist

The test results are subject to variations due to technical limitations hence co-relation with clinical findings and other investigations should be done.

**PATEL PATHOLOGY LABORATORY**

10, N. K. CHAMBERS, 1ST FLOOR, VANITYAVAD  
BHUV-370 001. PH. (D)55508, 55218 (R) 51754

P. B. PATEL  
M.Sc. (Bio-Chem), B.Sc. (Micro)

TIME : 9 AM TO 2 PM  
5 PM TO 8 PM

Patient Name : SHAMBHURAMBHAI JOSHI  
Age : 68 Sex : Male  
Ref. No. : Date : 23/08/12  
Referred by : Dr. ON REQUEST

HAEMOGRAM REPORT

BLOOD COUNTS :

Hæmoglobin : --- (N: 13.5 TO 18 G%)  
Total R.B.C. : --- (N: 4.6 to 6.2 mil./cmm)  
Total W.B.C. : --- (N:4000 to 10000/cmm)

DIFFERENTIALS LEUCOCYTE :

Polymorphs : --- (60 to 70%)  
Lymphocytes : --- (20 to 30%)  
Eosinophils : --- ( 1 to 6%)  
Monocytes : --- ( 2 to 6%)  
Basophils : --- ( 0 to 2%)  
Platelet count : --- (150,000-450,000/cmm)  
Ab. Eiosinophils : --- (40 to 450/cmm.)

PARASITES:M.P. SLID : ---

SEDIMENTATION RATE :

(E.S.R. Westergreen Method)  
After One Hour : --- mm. (N: 1 to 7 mm.)  
After Two Hours : --- mm. (N: 7 to 15 mm.)

SERUM WIDAL TEST :

S. typhæ H : ---  
S. typhæ O : ---  
S. Paratyphæ AH : ---  
S. Paratyphæ BH : ---  
TITRE : ---

\*\*\*\*\*  
✓ BLOOD SUGAR ( F ) : 112.00 mg% (N : 80-120 mg%)  
✓ BLOOD SUGAR ( PP ) : 165.00 mg% (N : 80-140 mg%)  
✓ URINE SUGAR ( F ) & ( PP)::::: ABSENT

Biochemist

PATEL PATHOLOGY LABORATORY

10, N. K. CHAMBERS, 1ST FLOOR, VANITYAVAD  
BHUV-370 001. PH. (D)55508, 55218 (R) 51754

P. B. PATEL  
M.Sc. (Bio-Chem), B.Sc. (Micro)

TIME : 9 AM TO 2 PM  
5 PM TO 8 PM

PAT NAME : SHANBHURAMBHAI

MAEL

DR: ON REQ!

DATE : 07.09.2012

BLOOD SUGAR ( F ) ; 90.00 MG% ( 80 - 120 MG% )

BLOOD SUGAR (PP) : 140.00 MG% ( 80 - 140 MG% )

URINE SUGAR ( F ) & (PP) : ABSENT

R

PATEL PATHOLOGY LABORATORY

10, N. K. CHAMBERS, 1ST FLOOR, VANITYAVAD  
BHUJ-370 001. PH. (0)55508,255218 (R) 51754

P. B. PATEL  
M.Sc. (Bio-Chem), B.Sc. (Micro)

TIME : 9 AM TO 2 PM  
5 PM TO 8 PM

PT'S. NAME : SHAMBHURAMBHAI  
AGE:68 SEX: . M 17.09.12

REF BY DR. : AMINABEN M KHATRI BAMS.  
~~~~~

✓ BLOOD SUGAR ( F ) : 098.00 MG% ( 80 - 120 MG% )


✓ BLOOD SUGAR ( PP ) : : 140.00 MG% ( 80-140 MG% )

SERUM CREATININE : : -----MG% ( 0.5 TO 1.5 MG% )

✓ URINE SUGAR ( F ) : ABSENT

✓ URINE SUGAR ( PP ) : ABSENT

URINE ALBUMIN : -----

  
BIOCHEMIST.